

TEXAS EDUCATION AGENCY

2017 Accountability Summary

CRYSTAL CITY H S (254901001) - CRYSTAL CITY ISD

Accountability Rating

Met Standard

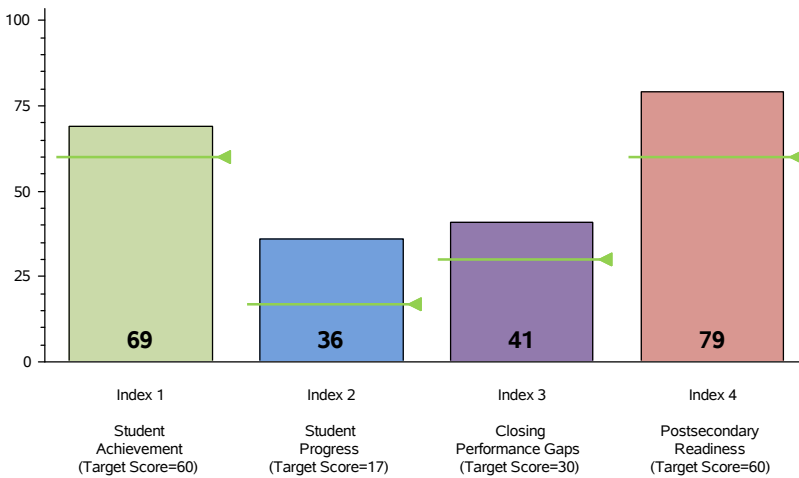
Met Standards on	Did Not Meet Standards on
<ul style="list-style-type: none"> - Student Achievement - Student Progress - Closing Performance Gaps - Postsecondary Readiness 	<ul style="list-style-type: none"> - NONE
In 2017, to receive a Met Standard or Met Alternative Standard rating, districts and campuses must meet targets on three indexes: Index 1 or Index 2 and Index 3 and Index 4.	

Distinction Designation



Academic Achievement in ELA/Reading	NO DISTINCTION EARNED
Academic Achievement in Mathematics	DISTINCTION EARNED
Academic Achievement in Science	NO DISTINCTION EARNED
Academic Achievement in Social Studies	NO DISTINCTION EARNED
Top 25 Percent Student Progress	DISTINCTION EARNED
Top 25 Percent Closing Performance Gaps	NO DISTINCTION EARNED
Postsecondary Readiness	NO DISTINCTION EARNED

Performance Index Report



Campus Demographics

Campus Type	High School
Campus Size	516 Students
Grade Span	09 - 12
Percent Economically Disadvantaged	60.3
Percent English Language Learners	4.1
Mobility Rate	12.3
Percent Served by Special Education	9.9
Percent Enrolled in an Early College High School Program	0.0

Performance Index Summary

Index	Points Earned	Maximum Points	Index Score
1 - Student Achievement	548	797	69
2 - Student Progress	142	400	36
3 - Closing Performance Gaps	325	800	41
4 - Postsecondary Readiness			
STAAR Score	11.0		
Graduation Rate Score	23.0		
Graduation Plan Score	22.8		
Postsecondary Component Score	22.3		79

System Safeguards

Number and Percentage of Indicators Met	
Performance Rates	9 out of 14 = 64%
Participation Rates	8 out of 8 = 100%
Graduation Rates	3 out of 3 = 100%
Total	20 out of 25 = 80%

For further information about this report, please see the Performance Reporting website at <https://rptsvr1.tea.texas.gov/perfreport/account/2017/index.html>

TEXAS EDUCATION AGENCY
2017 Accountability Summary
 STERLING H FLY JR H S (254901042) - CRYSTAL CITY ISD

Accountability Rating

Met Standard

Met Standards on

- Student Achievement
- Student Progress
- Closing Performance Gaps
- Postsecondary Readiness

Did Not Meet Standards on

- NONE

In 2017, to receive a Met Standard or Met Alternative Standard rating, districts and campuses must meet targets on three indexes: Index 1 or Index 2 and Index 3 and Index 4.

Distinction Designation

Academic Achievement in ELA/Reading

NO DISTINCTION EARNED

Academic Achievement in Mathematics

NO DISTINCTION EARNED

Academic Achievement in Science

NO DISTINCTION EARNED

Academic Achievement in Social Studies

NO DISTINCTION EARNED

Top 25 Percent Student Progress

NO DISTINCTION EARNED

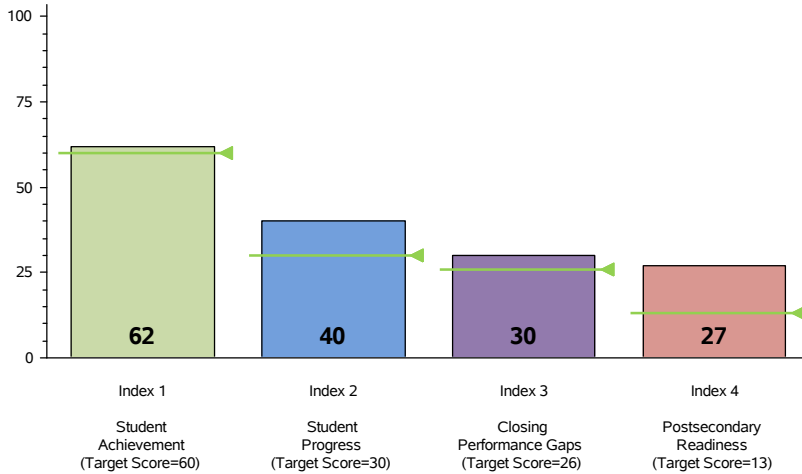
Top 25 Percent Closing Performance Gaps

NO DISTINCTION EARNED

Postsecondary Readiness

NO DISTINCTION EARNED

Performance Index Report



Campus Demographics

Campus Type	Middle School
Campus Size	261 Students
Grade Span	07 - 08
Percent Economically Disadvantaged	69.0
Percent English Language Learners	4.6
Mobility Rate	11.8
Percent Served by Special Education	9.6
Percent Enrolled in an Early College High School Program	0.0

Performance Index Summary

Index	Points Earned	Maximum Points	Index Score
1 - Student Achievement	532	861	62
2 - Student Progress	237	600	40
3 - Closing Performance Gaps	302	1,000	30
4 - Postsecondary Readiness			
STAAR Score	27.0		
Graduation Rate Score	N/A		
Graduation Plan Score	N/A		
Postsecondary Component Score	N/A		27

System Safeguards

Number and Percentage of Indicators Met

Performance Rates	8 out of 15 = 53%
Participation Rates	8 out of 8 = 100%
Graduation Rates	N/A
Total	16 out of 23 = 70%

For further information about this report, please see the Performance Reporting website at <https://rptsvr1.tea.texas.gov/perfreport/account/2017/index.html>

TEXAS EDUCATION AGENCY
2017 Accountability Summary
 DR TOMAS RIVERA EL (254901101) - CRYSTAL CITY ISD

Accountability Rating

Improvement Required

This campus is paired with ZAVALA EL (254901106)

Distinction Designation

Academic Achievement in ELA/Reading

NOT ELIGIBLE

Academic Achievement in Mathematics

NOT ELIGIBLE

Academic Achievement in Science

NOT ELIGIBLE

Academic Achievement in Social Studies

NOT ELIGIBLE

Top 25 Percent Student Progress

NOT ELIGIBLE


Top 25 Percent Closing Performance Gaps

NOT ELIGIBLE

Postsecondary Readiness

NOT ELIGIBLE

Performance Index Report



Campus Demographics

Campus Type	Elementary
Campus Size	396 Students
Grade Span	EE - 01
Percent Economically Disadvantaged	84.8
Percent English Language Learners	2.3
Mobility Rate	11.3
Percent Served by Special Education	8.8
Percent Enrolled in an Early College High School Program	0.0

Performance Index Summary

Index	Points Earned	Maximum Points	Index Score
1 - Student Achievement	N/A	N/A	N/A
2 - Student Progress	N/A	N/A	N/A
3 - Closing Performance Gaps	N/A	N/A	N/A
4 - Postsecondary Readiness	N/A	N/A	N/A

System Safeguards

Number and Percentage of Indicators Met

Performance Rates	N/A
Participation Rates	N/A
Graduation Rates	N/A
Total	N/A

For further information about this report, please see the Performance Reporting website at <https://rptsvr1.tea.texas.gov/perfreport/account/2017/index.html>

TEXAS EDUCATION AGENCY
2017 Accountability Summary
 BENITO JUAREZ MIDDLE (254901104) - CRYSTAL CITY ISD

Accountability Rating

Met Standard

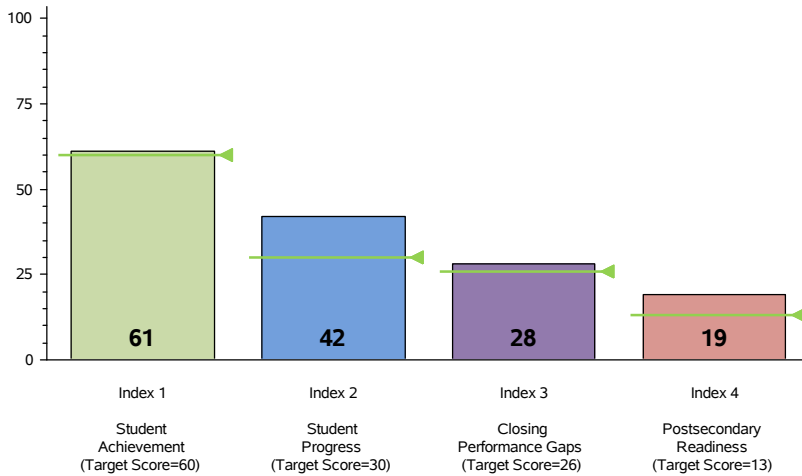
Met Standards on	Did Not Meet Standards on
<ul style="list-style-type: none"> - Student Achievement - Student Progress - Closing Performance Gaps - Postsecondary Readiness 	<ul style="list-style-type: none"> - NONE
In 2017, to receive a Met Standard or Met Alternative Standard rating, districts and campuses must meet targets on three indexes: Index 1 or Index 2 and Index 3 and Index 4.	

Distinction Designation



Academic Achievement in ELA/Reading
NO DISTINCTION EARNED
Academic Achievement in Mathematics
NO DISTINCTION EARNED
Academic Achievement in Science
NO DISTINCTION EARNED
Academic Achievement in Social Studies
NOT ELIGIBLE
Top 25 Percent Student Progress
DISTINCTION EARNED
Top 25 Percent Closing Performance Gaps
NO DISTINCTION EARNED
Postsecondary Readiness
NO DISTINCTION EARNED

Performance Index Report



Campus Demographics

Campus Type	Middle School
Campus Size	301 Students
Grade Span	05 - 06
Percent Economically Disadvantaged	63.1
Percent English Language Learners	2.7
Mobility Rate	8.6
Percent Served by Special Education	14.6
Percent Enrolled in an Early College High School Program	0.0

Performance Index Summary

Index	Points Earned	Maximum Points	Index Score
1 - Student Achievement	428	703	61
2 - Student Progress	251	600	42
3 - Closing Performance Gaps	167	600	28
4 - Postsecondary Readiness			
STAAR Score	19.0		
Graduation Rate Score	N/A		
Graduation Plan Score	N/A		
Postsecondary Component Score	N/A		19

System Safeguards

Number and Percentage of Indicators Met

Performance Rates	4 out of 11 = 36%
Participation Rates	8 out of 8 = 100%
Graduation Rates	N/A
Total	12 out of 19 = 63%

For further information about this report, please see the Performance Reporting website at <https://rptsvr1.tea.texas.gov/perfreport/account/2017/index.html>

TEXAS EDUCATION AGENCY
2017 Accountability Summary
 ZAVALA EL (254901106) - CRYSTAL CITY ISD

Accountability Rating

Improvement Required

Met Standards on

- Student Progress
- Postsecondary Readiness

Did Not Meet Standards on

- Student Achievement
- Closing Performance Gaps

In 2017, to receive a Met Standard or Met Alternative Standard rating, districts and campuses must meet targets on three indexes: Index 1 or Index 2 and Index 3 and Index 4.

Distinction Designation

Academic Achievement in ELA/Reading

NO DISTINCTION EARNED

Academic Achievement in Mathematics

NO DISTINCTION EARNED

Academic Achievement in Science

NOT ELIGIBLE

Academic Achievement in Social Studies

NOT ELIGIBLE

Top 25 Percent Student Progress

NO DISTINCTION EARNED

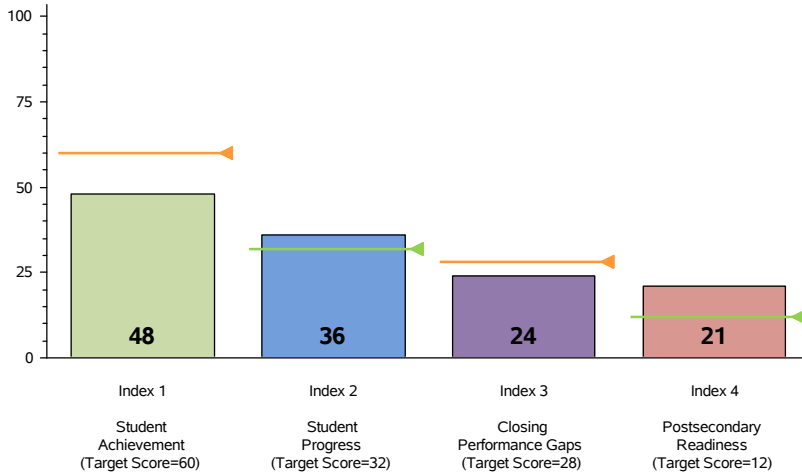
Top 25 Percent Closing Performance Gaps

NO DISTINCTION EARNED

Postsecondary Readiness

NO DISTINCTION EARNED

Performance Index Report



Performance Index Summary

Index	Points Earned	Maximum Points	Index Score
1 - Student Achievement	341	706	48
2 - Student Progress	144	400	36
3 - Closing Performance Gaps	141	600	24
4 - Postsecondary Readiness			
STAAR Score	20.5		
Graduation Rate Score	N/A		
Graduation Plan Score	N/A		
Postsecondary Component Score	N/A		21

Campus Demographics

Campus Type	Elementary
Campus Size	446 Students
Grade Span	02 - 04
Percent Economically Disadvantaged	71.1
Percent English Language Learners	3.4
Mobility Rate	12.1
Percent Served by Special Education	9.2
Percent Enrolled in an Early College High School Program	0.0

System Safeguards

Number and Percentage of Indicators Met

Performance Rates	2 out of 9 = 22%
Participation Rates	6 out of 6 = 100%
Graduation Rates	N/A
Total	8 out of 15 = 53%

For further information about this report, please see the Performance Reporting website at <https://rptsvr1.tea.texas.gov/perfreport/account/2017/index.html>